

The IVECO logo is displayed in a bold, white, sans-serif font against a dark blue background. The letters are closely spaced and have a clean, modern appearance.

Drive the road of change



**DAILY E6 MOTORHOME**

**Motorhome Product  
and Ownership Info**

# The journey starts with **DAILY**

The IVECO Daily is one of New Zealand's bestselling European cab chassis, and one of the country's most popular motorhome platforms, and there are many good reasons why. Unlike some others, the Daily range features a robust C-section chassis that provides the durability and strength that make it ideal for motorhome applications.

Combined with this strength are all the latest technologies and features, that sees Daily deliver a comfortable, car-like driving experience, making time on the road enjoyable and stress-free.

Among the Daily's many benefits is its market-leading 8-speed fully automatic transmission that delivers instant response and seamless power delivery. Daily is available in three low emission, Euro 6 engines including an industry - leading 210 horsepower (155kW) and 470 Nm option, providing ample power and torque for easy overtaking or for towing a trailer or 'tag along' vehicle.

Daily is also equipped with a broad range of standard active and passive safety appointments to keep owners secure.

**Thank you** for choosing IVECO as your motorhome build platform.

**We are highly confident that you and an increasing number of Kiwis, have made the right choice.**

**This document is designed to help you understand the features, advantages and benefits of your IVECO Daily Cab-Chassis better.**

Please note that this document illustrates only some of the key features of your vehicle.

For further in depth information please read your owners manual as factory options may vary between motorhome retailers.



# IVECO DAILY Engine Specifications

## FIA & FIC Engines

Name	FIA 2.3L 140
Displacement	2,289cc
Cylinders	4
Max Power	136hp / 3,600rpm
Max Torque	350Nm / 1,500rpm
Emission Standard	Euro VI D
Technology	eVGT, SCR

Name	FIC 3L 180
Displacement	2,998cc
Cylinders	4
Max Power	180hp / 3,500rpm
Max Torque	430Nm / 1,500rpm
Emission Standard	Euro VI D
Technology	VGT, SCR

Name	FIC 3L 210
Displacement	2,998cc
Cylinders	4
Max Power	210hp / 3,500rpm
Max Torque	470Nm / 1,500rpm
Emission Standard	Euro VI D
Technology	eVGT, SCR



## New Electronically-Controlled Turbocharger (E-VGT)


### vs.std waste gate (pneumatic controlled)

- **Faster** transient response
- **Torque increase** even at lower speed
- **Fuel consumption reduction:** -1.5%

### vs.TST (Twin Stage Turbo)

- **Faster** boost control
- Better **performance**
- **Lower weight** and **complexity**
- **Fuel consumption reduction:** -1.5%

### Electronically-Controlled Variable Geometry Turbine



# IVECO DAILY AdBlue® and Euro 6 Emissions Compliance

## What is AdBlue®?

AdBlue® is a diesel exhaust fluid, not a fuel additive. It's stored in a separate tank and is topped up via blue filler cap located either next to your fuel filler. It's extremely important that AdBlue® is never added to the fuel tank of your vehicle or irreparable damage will occur.

## What does AdBlue® do?

AdBlue® is a liquid that's added to diesel vehicles exhaust to help reduce harmful exhaust emissions (NOx). It turns harmful pollutants into harmless gases that do less damage to the environment. It's made up of special chemicals such as Urea and water and is stored in a separate tank in your vehicle.

## What is AdBlue® made of?

AdBlue® is a colourless, non-toxic mixture of urea and de-ionised water. It's not actually blue at all. Lots of people think AdBlue® is made of pig urine – it's not. The urea used in AdBlue® is a high-purity man-made solution – pig urine wouldn't be pure or sterile enough for a commercial product.

## How does AdBlue® work?

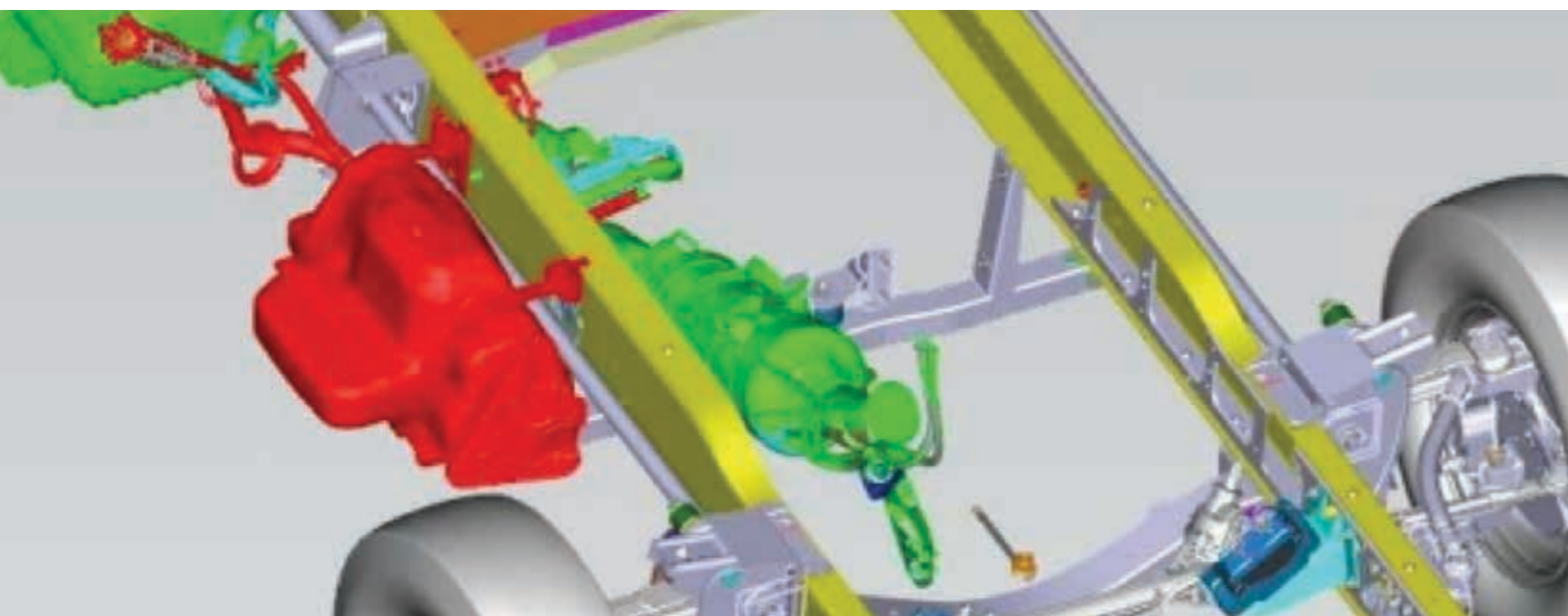
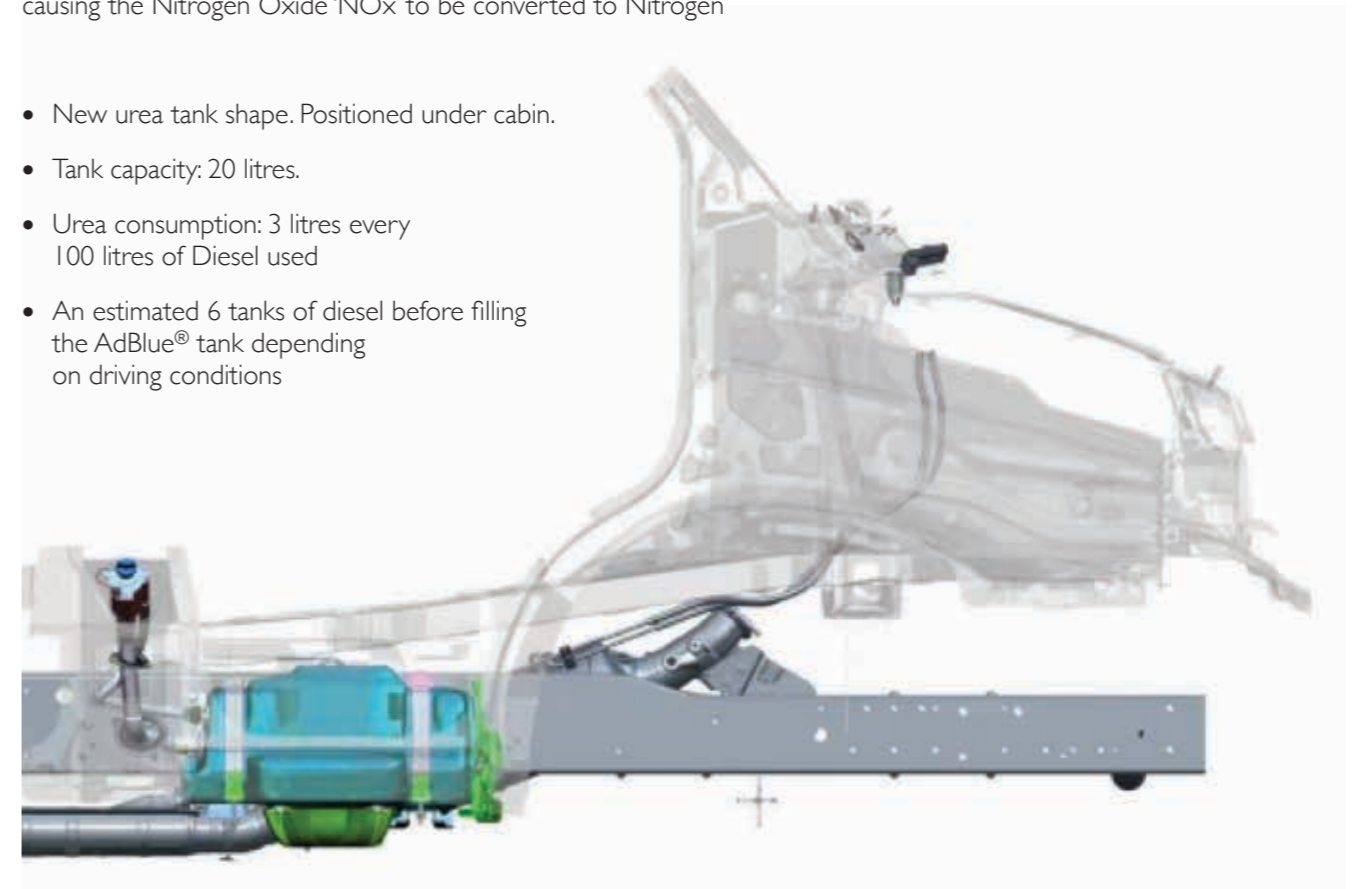
Tiny amounts of AdBlue® are injected into the flow of exhaust gases and mix with the fumes your car produces. At high temperatures AdBlue® turns to ammonia and carbon dioxide. These chemicals react with nitrogen oxide gas (NOx gas) created by your engine and breaks it down into harmless nitrogen and water vapour.

## SCR System & AdBlue® Use

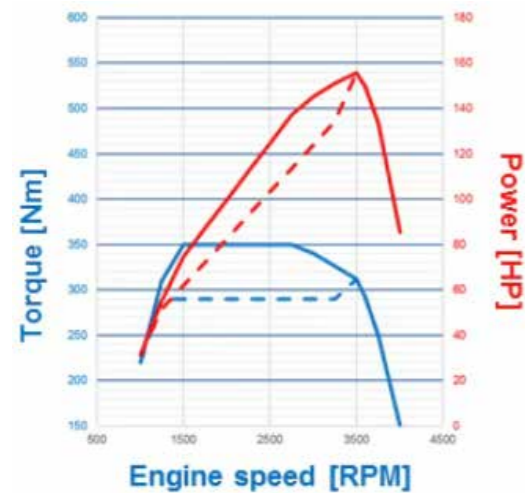
### AdBlue® SCR Technology

IVECO Daily now uses Euro 6 Compliant engines across the range, this in turn requires the use of AdBlue® for the exhaust aftertreatment system, AdBlue® which is a urea base solution is injected into the exhaust which sets off a chemical reaction in the catalyst causing the Nitrogen Oxide 'NOx' to be converted to Nitrogen

- New urea tank shape. Positioned under cabin.
- Tank capacity: 20 litres.
- Urea consumption: 3 litres every 100 litres of Diesel used
- An estimated 6 tanks of diesel before filling the AdBlue® tank depending on driving conditions



# IVECO DAILY 8 Speed Fully Automatic Hi-Matic Transmission



## Hi-Matic Transmission Main Advantages

### Driving Comfort, Safety & Performance

- Luxury Car Derived
- Supports the 210hp - 470Nm FIC Engine
- Ergonomic Dash Mounted Multifunctional Shift Lever
- Less than 200 Milliseconds to Engage the Gear

### Versatility

- POWER Mode
- ECO Mode
- Supports up to 10.5t GCM
- Applicable to the Entire Daily Range

### Fuel Economy\* thanks to:

- Self-Adaptive Shift Strategy
- ECO Mode
- Constant Optimal Speed Due 8 Ratios

### Lower Maintenance & Repair Costs

- -10% Reduction vs Manual Transmission

Today 99% of Customers choose  
the Hi-Matic Transmission

# IVECO DAILY Air Suspension

## Electronically Controlled Air Suspension (ECAS)



### ECAS Key Points

- Highly Flexible
- Rapid Adjustment Response
- Considerable Vibration Dampening
- Dash Mounted Controls
- Distance between chassis and road surface remains the same no matter the load
- Automatically levels at speeds above 15kmh
- Not available on 50C 3m WB
- ECAS on 35S limited to 3.5t and 3.8t not available
- ECAS rear chassis height can be 150mm - 200mm lower depending on configuration

# Towing Capacity



The Towing Capacity of the Entire Daily Range:

**750kg** Unbraked

**Unbraked**

Is the capacity of the vehicle to tow a trailer that does not have its own independent braking system.

**3,500kg** Braked

**Braked**

Is the capacity of the vehicle to tow a trailer that has its own independent braking system.

# IVECO DAILY

## Electric Parking Brake

The **Electric Parking Brake** gives a totally new comfort in the cab in terms of **living space**, **efficiency**, and **ergonomics**.



- Automatic engagement on/off\*
- LED indicator switch on/off
- Switch position on dashboard close to the right of the gearbox lever.

### Benefits:

Overall ease of use and convenience, also opens expands options for seating configuration and has a clear benefit in walk through applications

\*With seatbelt fastened and GVM dependent.



# IVECO DAILY

## Instrument Cluster

### TFT Instrument Cluster



### Much higher visibility than previous display

- 1 New digital fuel level indicator
- 2 3.5" TFT high resolution colour display with 3 times more information than the previous model and 7 dedicated menu pages settable through controls on the steering wheel.
- 3 New digital engine temperature indicator

## Smart Menu Functions

Speedometer

**Fuel Economy**

Vehicle Info

Drive Assist

Trip

Media Repetition

Phone Call Log

Vehicle Settings

Display Settings



Examples

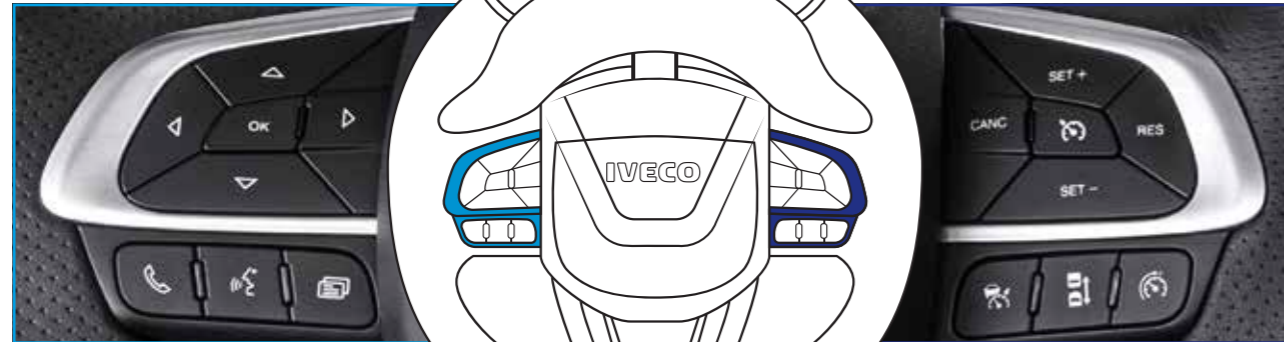
# IVECO DAILY

## Steering Wheel Controls

### Steering Wheel **Front Controls**

**5 Switches**

Main Menu & Trip Menu



**5 Switches**

Cruise Control

**3 Switches**

Quick Menu, Phone Command & Voice Recognition

**3 Switches**


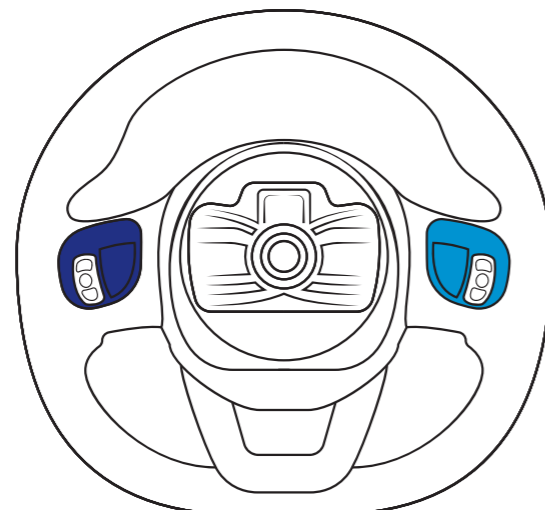
Speed Limiter & ACC

### Steering Wheel **Rear Controls**



**3 Switches**

Radio Stations



**3 Switches**

Volume

# IVECO DAILY

## Power Steering

### Electric Power Steering (**EPS**)



### EPS Advantages

- No Hydraulic Pump**  
No extra energy absorption from engine, lower fuel consumption.
- No Hydraulic Circuit**  
No oil leakages, lower vehicle weight.
- Active Return**  
'Active Driving Assistance' LDWS (Lane Departure Warning System).
- City Mode**  
Up to 70% lower effort on steering wheel.
- Steering Column with 2 Adjustments**  
More comfort compared with HPS with only one.

# IVECO DAILY Automatic Wipers & Headlights

## Overview

The **Automatic Wipers** automatically activate and adjust the frequency, depending on the quantity of water on the surface of the windshield

The **Automatic Headlights** automatically activate the low-beam, depending on the quantity of light during the day; the sensor is also able to manage a situation such as passing under bridges and tunnels.



# IVECO DAILY Infotainment System

## Infotainment - **Hi-Connect**

### Features included

- Use Siri or Alexa 'Ok Google' to make and receive phone calls and send text messages
- Navigation with Apple Maps or Google Maps
- Access music via Spotify, iPhone app or Google Play Music
- Check the weather and calendar entries on the go
- Listen to audiobooks and podcasts through apps

CarPlay is compatible with iPhone 5 or later models running IOS 8 or above.

Android Auto is compatible with Android phone running 5.0 or higher and the Android Auto app.



Features	Standard Hi-Connect	Contents of Pack Hi-Connect + Navigation
Display	7" Colour (1280 x 768)	7" Colour (1280 x 768)
Voice Recognition	•	•
Digital Audio Broadcasting (DAB)	•	•
Rear Camera Capable	•	•
Apple CarPlay / Android Auto	•	•
GPS Navigation (TomTom)	-	•



# IVECO DAILY Seating

## Driver & Passenger Seating Overview



### Heated Driver and Passenger Suspension Seats

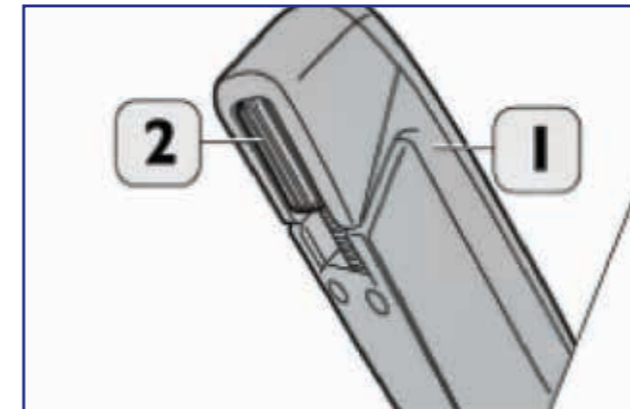
- Longitudinal Adjustment
- Height Adjustment
- Spring Adjustment
- Heated
- Angular Cushion Adjustment
- Lumbar Support Adjustment
- Adjustable Armrest



### Padded Headrests

Previously this was an optional extra and the standard was a moulded urethane design. To add to the more premium feel and look of the vehicle we have made padded headrests with the Daily logo standard.

# IVECO DAILY Seat Functions



### Heated Seat

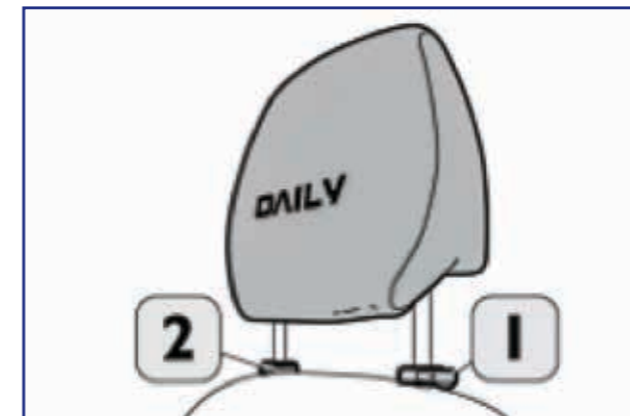
The heating function of the seat and seatback can be activated and deactivated using the switch (6) located on the seat's panel.

### Adjustment of Backrest Tilt

Turning knob (2) forwards or backwards decreases or increases the inclination of the backrest.

### Seat Longitudinal Position Adjustment

Pull lever (1) up to release the seat in order to move it forwards or backwards; when releasing the lever, the seat locks in the desired position.



### Suspension Adjustment

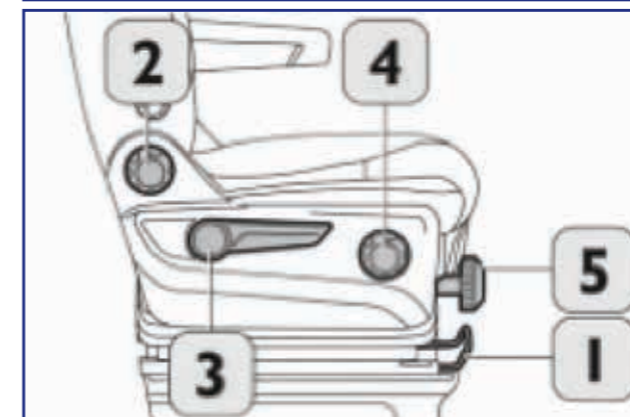
Turn knob (5) clockwise or counter-clockwise until the gauge coincides with the numeric indication of the driver's bodyweight.

### Cushion Vertical Adjustment

Side lever (3) adjusts the height of the seat, moving the lever downwards lowers the seat while moving it upwards raises the seat.

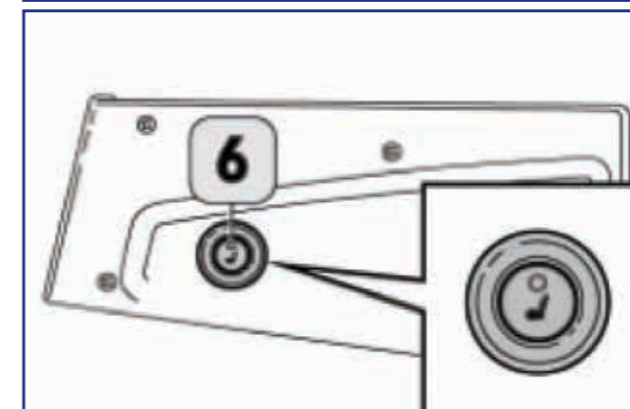
### Head Rest

The head rests are height adjustable and are automatically locked in the required position.



### Arm Rests

Turn the small wheel (2) to adjust the height of the arm rest



# IVECO DAILY Safety Features

## AEBS & City Brake **Key Logic**

AEBS Standard

AEBS + City Brake Optional

### Detection



If a collision is likely and the driver does not react, the System first pre-fills the brakes to provide a quicker and greater level of braking when needed.

### Warning



If the collision becomes more imminent, the System issues a warning to the driver (a buzzer, together with a visual signal in the dashboard) and makes the hydraulic brake assist more sensitive, boosting braking pressure to provide a shorter braking distance.

### Braking



If the driver continues to take no action, the System applies the brakes autonomously, and shortly before a collision; if the driver brakes, the System will optimise the braking, helping to avoid the collision.

# IVECO DAILY Safety Features

## Adaptive Cruise Control\*

### Overview

\*Optional



Adaptive Cruise Control **ACC** is an automatic form of cruise control in which the **acceleration and deceleration** of a vehicle is adjusted in order to **maintain the distance with the vehicle ahead**.

Speed and time gap are adjusted through steering wheel switches.

## Lane Departure Warning System **LDWS\***

### Overview

\*Optional



The LDWS warns an inattentive driver of the vehicles imminent involuntary departure from the driving lane.

When both lane limits are detected and the vehicle crosses one of these lanes without the consent of the driver (turn indicator not on), the driver is alerted by an alarm and a notification on the dashboard.


LDWS can be activated or deactivated using the button on the central dashboard

# IVECO DAILY Safety Features

## Crosswind Assist\*

### Overview

\*Standard



- Stabilises the vehicle against a sudden strong side wind gust whilst travelling in a straight line, compensating lateral deviation.
- Will only work on a Cab with a body fitted.
- Especially useful while driving over bridges or passing large trucks where powerful wind gusts are more prevalent
- Operates through the sensors of the ESP, applying the brakes on the side of the vehicle the wind is impacting
- Standard for the Daily E6 range.

## Hill Descent\*

### Overview

\*Standard Includes both Traction Plus and Hill Descent together



The Hill Descent Control **HDC** is a cruise control function for **downhill driving at low speed**. It enables the driver to **descend steep hills slowly, safely and comfortably**

- Activated through the dedicated switch on the dashboard
- Works by activating the brakes automatically and not increasing the gear selected.
- Active **up to 30km/h**, acting on the dedicated switch on the dashboard

# IVECO DAILY Safety Features

## Traction Plus\*

### Overview

\*Standard Includes both Traction Plus and Hill Descent together



**Traction Plus** helps the driver to get out from slippery situations (for example muddy, snowy or sandy surfaces)

- Automatically detects and brakes the wheel that is losing grip, transferring the torque to the wheel with the most grip.
- **Active up to 30km/h** acting on the dedicated switch on the dashboard



## IVECO DAILY

# Tips to Care for your Daily Motorhome

## Owner Checks

- ✓ Check oil and fluids every 6 months
- ✓ Conduct annual battery check
- ✓ Check tyre pressures match manufacturers specifications.

# IVECO

Drive the road of change

## IVECO DAILY

# Ownership FAQ's

### Q: In the unlikely event of a roadside breakdown, what do I do?

**A:** If the breakdown is related to an IVECO Daily Cab-Chassis issue, please call our 24/7 IVECO Roadside Assistance Centre at **0800 367 483** (refer to <https://www.iveco.co.nz/services>).

If the issue is related to a Motorhome 'house' bodybuild issue, please contact your supplier.



### Q: How long is my factory warranty period for the IVECO Daily?

**A:** 3 years or 200,000km (whichever comes first)

### Q: How often do I need to get my IVECO Daily motorhome serviced?

**A:** The IVECO Daily has long full service intervals of 2 years or 50,000km (whichever comes first). The onboard computer system on the IVECO Daily may ask you to bring your motorhome in to an authorised service and parts dealer earlier if needed.

Please note that your Daily motorhome also requires minor 12 month checks at an authorised IVECO Dealer (at owners cost). These are to check coolant density and adjust the two parking brake shoes.

### Q: Where is the bonnet opening latch on the Daily?

**A:** It is situated on the passenger side on the lower left hand side of the dashboard and footwell.

### Q: How often do I need to replace the AdBlue®?

**A:** This is dependent on your driving style, however a 20L tank of AdBlue® is estimated to be topped up every seven or so refills.

### Q: What can happen if I mistakenly fill my motorhome with petrol instead of diesel?

**A:** This will have a catastrophic effect on your engine and every precaution should be taken to prevent this. In the unlikely event that this happens, please note that IVECO New Zealand does not cover the costs of the tow and repair under warranty.

### Q: Wheel Alignment and battery?

**A:** Your new IVECO Daily receives a wheel alignment prior to it being handed over to you. We suggest that the wheel alignment is checked\* annually regardless of mileage to prevent potential unwanted tyre wear as wheel alignment can go out for a number of reasons (\*customer cost).

We also recommend checking your battery charge at least annually, as the normal duty cycle of a motorhome is often different to that of a passenger vehicle, and the battery may be affected if the motorhome is only used periodically.

Please note that the factory warranty on the new battery is 12 months from warranty activation or first registration date.

**IVECO Motorhome Instructional Video**



# IVECO

Drive the road of change

## NEW ZEALAND NETWORK

